

Liverpool S

615MS



Maniglione singolo

Single pull handle

Supporti

Supports



Inclinati
Offset

Sezione

Section



40x15 mm

Apertura


Opening



Ambidestro
Non-Handed

Personalizzabile

Customizable length




da 501 a 2000 mm
501 to 2000 mm

MANIGLIONI
PULL HANDLE

Finiture

Finishes



INOX 316L

Inox satinato 316L
Stainless Steel 316L

INOX NR

Nero opaco Ral 9005
Matt Black Ral 9005

Maniglione misure standard

Standard pull handle

Codice Code	Interasse C/C distance	Lunghezza Length	Inox Sat. 304 Stain. Steel 304	Inox Sat. 316L Stain. Steel 316L	Nero Ral 9005 Black Ral 9005
615MS050-C0	300 mm	500 mm	-	●	-
615MS080-F0	600 mm	800 mm	-	●	-

Maniglione a misura personalizzata

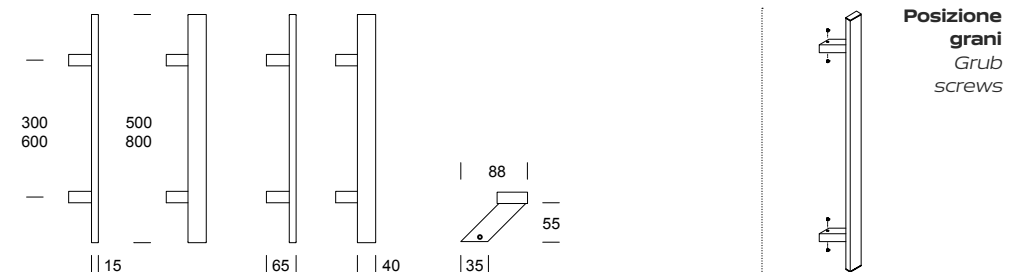
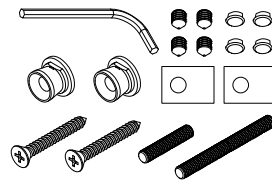
Customizable pull handle

Codice Code	Interasse C/C distance	Lunghezza* Length		Inox Sat. 304 Stain. Steel 304	Inox Sat. 316L Stain. Steel 316L	Nero Ral 9005 Black Ral 9005
		MIN	MAX			
615MS10M	Personalizzabile Customizable	501 mm	1000 mm	-	●	●
615MS15M	Personalizzabile Customizable	1001 mm	1500 mm	-	●	●
615MS20M	Personalizzabile Customizable	1501 mm	2000 mm	-	●	●

* Lunghezza totale tra MIN e MAX da specificare *Total length between MIN and MAX to be specified*

Dotazione standard

Included fixing pack



Acciaio Inox
Stainless Steel

Sistema di montaggio
Mounting system

square

Maniglione standard
Standard pull handle

Maniglione personalizzato
Customizable pull handle