


# Liverpool

## 615MD



### Maniglione singolo

Single pull handle

### Supporti

Supports

### Sezione

Section

### Apertura

Opening

### Personalizzabile

Customizable length



**Dritti**  
Straight



**40x15 mm**



**Ambidestro**  
Non-Handed



**da 501 a 2000 mm**  
501 to 2000 mm

### Finiture Finishes



### Maniglione misure standard

Standard pull handle

Codice Code	Interasse C/C distance	Lunghezza Length	Inox Sat. 304 Stain. Steel 304	Inox Sat. 316L Stain. Steel 316L	Nero Ral 9005 Black Ral 9005
615MD050-C0	300 mm	500 mm	—	●	—
615MD080-F0	600 mm	800 mm	—	●	—

### Maniglione a misura personalizzata

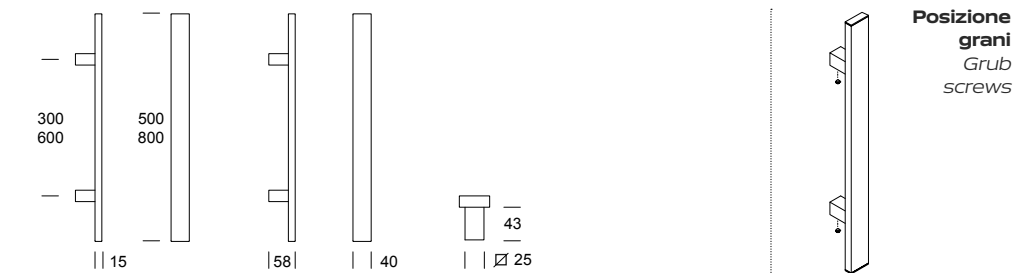
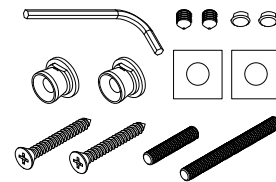
Customizable pull handle

Codice Code	Interasse C/C distance	Lunghezza* Length		Inox Sat. 304 Stain. Steel 304	Inox Sat. 316L Stain. Steel 316L	Nero Ral 9005 Black Ral 9005
		MIN	MAX			
615MD10M	Personalizzabile Customizable	501 mm	1000 mm	—	●	●
615MD15M	Personalizzabile Customizable	1001 mm	1500 mm	—	●	●
615MD20M	Personalizzabile Customizable	1501 mm	2000 mm	—	●	●

\* Lunghezza totale tra MIN e MAX da specificare Total length between MIN and MAX to be specified

### Dotazione standard

Included fixing pack



Acciaio Inox  
Stainless Steel

Sistema di montaggio  
Mounting system

■ square

Maniglione standard  
Standard pull handle

Maniglione personalizzato  
Customizable pull handle